

# HE700RD

## Manhole cover with frame D400

|       |   |   |   |   |   |
|-------|---|---|---|---|---|
| EN124 | D400  | round frame   | locking   | double siphoning system   | OPTION  |
|       |  |  |  |  |  |



### DESCRIPTION

Hermelock manhole covers are made of Polyurethane, reinforced with fiberglass with matching frame made of reinforced Polypropylene

### ADVANTAGE PRODUCT

- Watertight to drainage water by double siphon system.
- Resisting loads according to the standards EN-124 class D400
- Anti slippery design with little noise
- A smell-proof sealing (Double siphoning system)
- A locking system in 4 points
- Colour: Black

### MATERIAL

Composite material

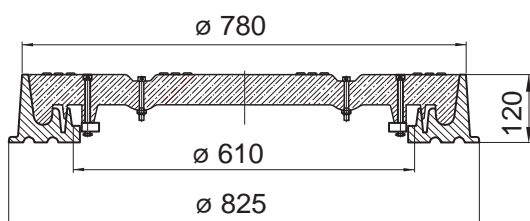
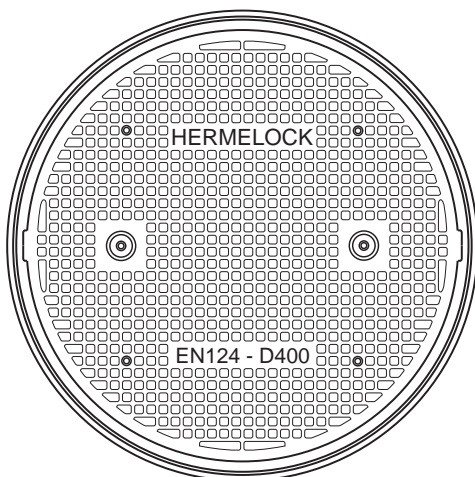
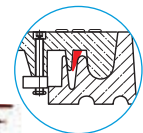
### PLACE OF INSTALLATION

Group 4, class D400 →see EN124

Carriageways of roads (including pedestrian streets), hard shoulders and parking areas, for all types of road vehicles

### OPTIONS

- Full watertightness and gas tightness can be obtained by putting additional sealing.
- Marking/logo on request
- Key KE2, KE3, KE4



### MANEUVERS OF THE COVER:

How to open the manhole cover:

1. Unlock 4 locking devices with means of hexagonal key 8mm or our key KE2 by turning into opposite way of clock, until resistance is felt or blocking.
2. Take out cover, this is easy with our key KE2, KE3 or KE4.

To close, proceed in the opposite way:

1. Clean double siphon system in frame
2. Ensure that blocking device underneath cover is orientated to center cover.
3. Place cover in frame
4. By means of hexagonal key 8mm or key KE2 lock by turning way of clock, until resistance is felt. In his way block is lock underneath frame.
5. Cover is locked.

| REFERENCE | ART.N° | KG   | PACK. |
|-----------|--------|------|-------|
| HE700RD   |        | 50,5 | -     |

Sizes in mm - Weights, sizes and sketch are indicative - Uncontrolled distribution.